



PH: (951) 652-2252 | Office Fax: (951) 658-6476
Office Hours: 9 a.m. to 5 p.m., M-F

☐ Milan S. Chakrabarty, M.D.
General Gastroenterology

☐ Indraneel Chakrabarty, M.D., M.A.
Advanced & Interventional
Gastroenterology

Procedure to be at this location:

☐ Hemet Endoscopy Center
1003 E. Florida Avenues, Suite 104
Hemet, CA 92543




Bravo® pH Monitoring Patient Instructions

Bravo pH testing provides your physician with information regarding acid reflux into your esophagus. Test results are more accurate with your help in completing a detailed diary as well as following the instructions below:

[] Your physician has asked that you continue your medication during testing. Please record in your diary any medication you take for your reflux.

[] Your physician has asked that you discontinue your reflux medication for this test. Please do not take any prescribed medication for the treatment of your reflux during the testing period.

1. You must keep the receiver within 3 feet of you at all times during the testing period (48 hours).
2. If you should forget and move outside of a 3 foot radius of the receiver you may hear beeping and you will see a "C1" error in the display window on the top of the receiver. Place the receiver on your chest/breastbone and hold there for approximately 30 seconds to re-establish the connection between the capsule and the receiver. The error message will disappear once the connection has been re-established.
3. You may take a bath/shower during the testing period, but the receiver must not get wet and must remain within 3 feet of you. Please leave the receiver outside of the shower or tub while bathing.
4. Please use the symptom buttons on the receiver to record your symptoms during the testing period:

 Heartburn
 Regurgitation
 Chest Pain
5. Please remember to record all meals and lying down periods in your diary. You will need to record what time your meal/snack begins and ends and what time you began to lay down and what time you got up. *Note: You need to record all of your up and down times – even quick trips to the restroom at night.

Continued next page.

6. You may drink whatever you like with meals and snacks (juices, soda, coffee, tea). Please drink limited amounts between meals and do not sip over long periods. Remember to record all meals, snacks, and drinks in your diary. Please do not chew gum or eat hard candy.

7. Please be sure to return your diary with your receiver at the end of the testing period.

You should not have an MRI within 30 days from the day the Bravo was placed.

Return the diary and receiver to:

Place:



HEMET

1003 E. Florida Avenue

Suite 101

Hemet, CA 92543

PH: (951) 652-2252

Date: _____

Time: _____

*If you should have any problems or questions during the study, please call (951) 925-2252

To learn more of G.I. Excellence, Inc.'s procedures and patient care technology, visit our website
www.gi-excellence.com.

FORM BRAVO pH MONITORING PATIENT INSTRUCTIONS